



Washington Metropolitan Area Transit Authority  
Fiscal Year 2016 Financials

**Monthly Financial Report**  
**FY2016**  
**July 2015**

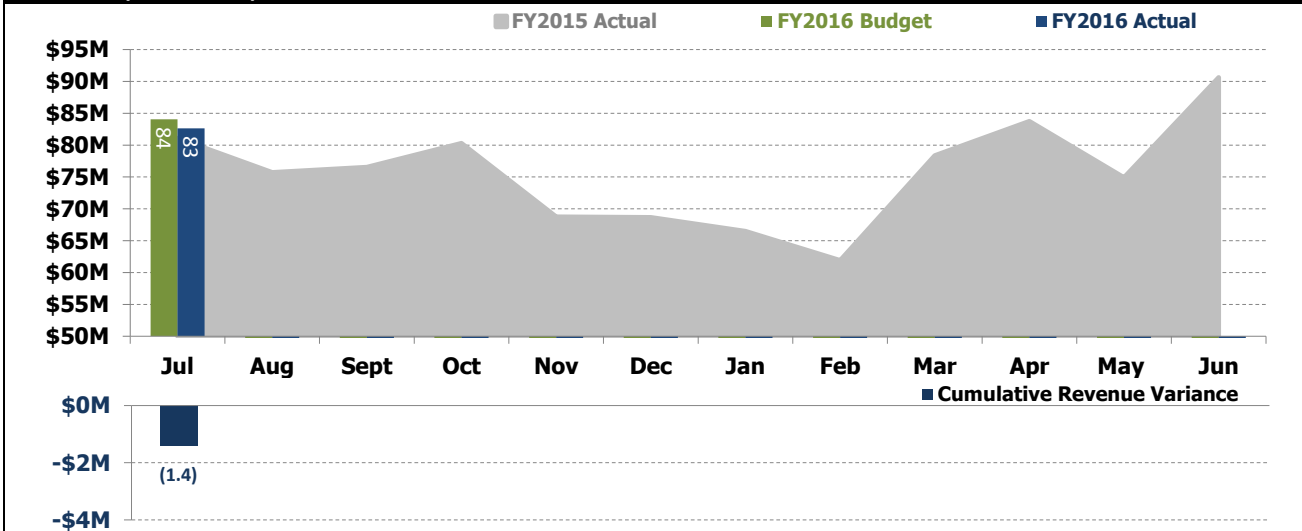




# REVENUE AND RIDERSHIP

July FY2016

## REVENUE (in Millions)



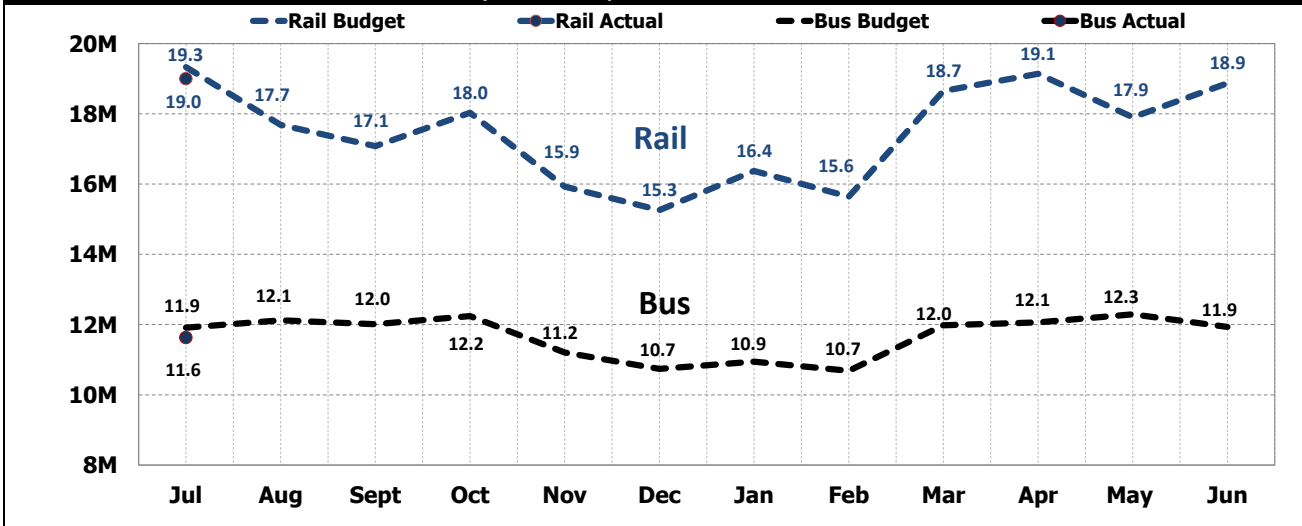
## RIDERSHIP (trips in Thousands)

MTD	Jul-FY2015	Jul-FY2016		Variance FY16	
	Actual	Actual	Budget	Prior Year	Budget
<b>Metrorail</b>	19,438	19,001	19,330	-2.3%	-1.7%
<b>Metrobus</b>	11,935	11,628	11,910	-2.6%	-2.4%
<b>MetroAccess</b>	192	194	195	0.8%	-0.6%
<b>System Total</b>	<b>31,565</b>	<b>30,823</b>	<b>31,435</b>	<b>-2.4%</b>	<b>-1.9%</b>

YTD	FY2015	FY2016		Variance FY16	
	Actual	Actual	Budget	Prior Year	Budget
<b>Metrorail</b>	19,438	19,001	19,330	-2.3%	-1.7%
<b>Metrobus</b>	11,935	11,628	11,910	-2.6%	-2.4%
<b>MetroAccess</b>	192	194	195	0.8%	-0.6%
<b>System Total</b>	<b>31,565</b>	<b>30,823</b>	<b>31,435</b>	<b>-2.4%</b>	<b>-1.9%</b>

## MONTHLY RIDERSHIP FOR RAIL AND BUS (in Millions)

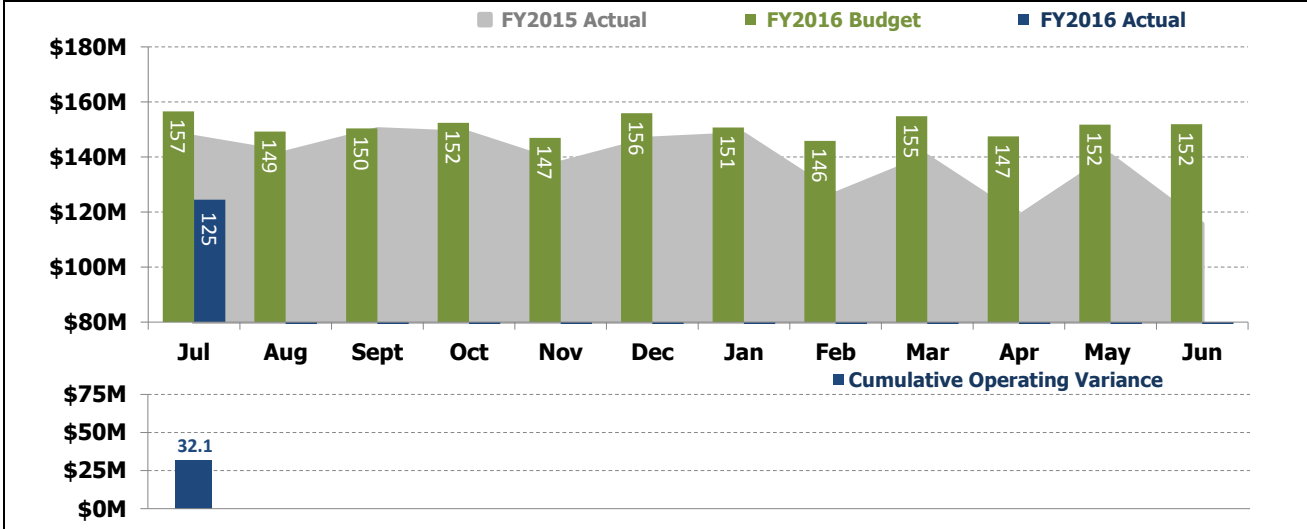




# OPERATING BUDGET

July FY2016

## OPERATING EXPENDITURES (\$ in Millions)



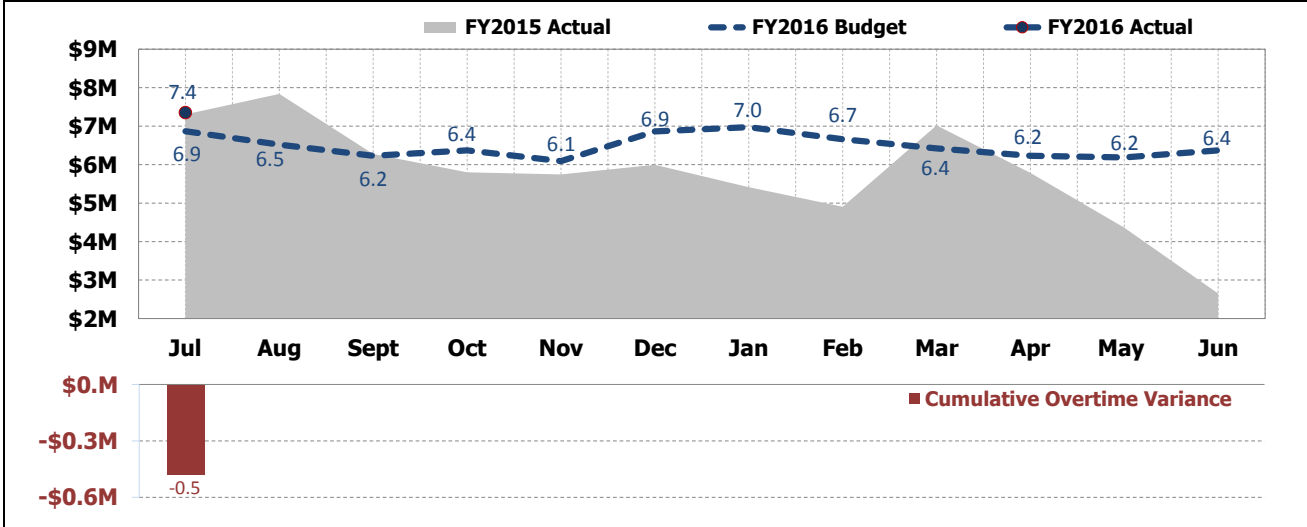
## OPERATING BUDGET (\$ in Millions)

MTD	Jul-FY2015		Jul-FY2016		Variance FY16	
	Actual		Actual	Budget	\$	Percent
Revenue	\$ 81.1		\$ 82.6	\$ 84.0	\$ (1.4)	-1.7%
Expense	\$ 147.2		\$ 124.5	\$ 156.6	\$ 32.1	20.5%
Subsidy	\$ 66.1		\$ 41.9	\$ 72.5	\$ 30.7	42.3%
Cost Recovery	55.1%		66.4%	53.7%		

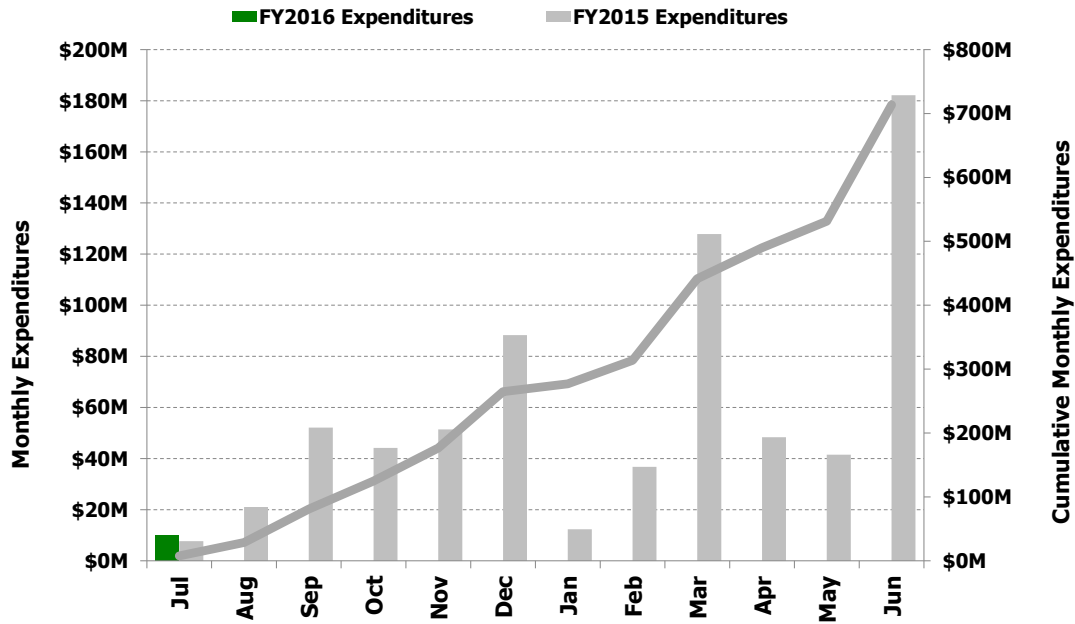
  

YTD	FY2015		FY2016		Variance FY16	
	Actual		Actual	Budget	\$	Percent
Revenue	\$ 81.1		\$ 82.6	\$ 84.0	\$ (1.4)	-1.7%
Expense	\$ 147.2		\$ 124.5	\$ 156.6	\$ 32.1	20.5%
Subsidy	\$ 66.1		\$ 41.9	\$ 72.5	\$ 30.7	42.3%
Cost Recovery	55.1%		66.4%	53.7%		

## OVERTIME BUDGET VS ACTUAL (\$ in Millions)

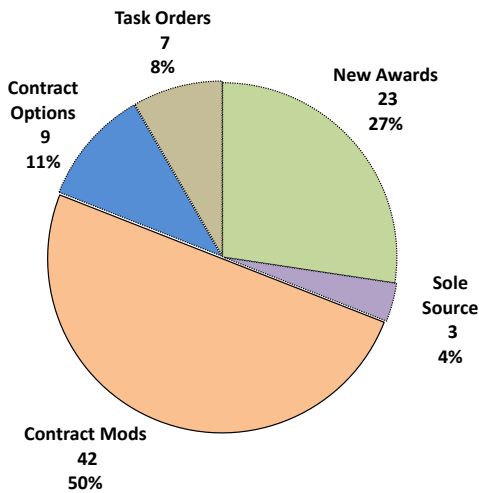


### CIP EXPENDITURES (\$ in Millions)

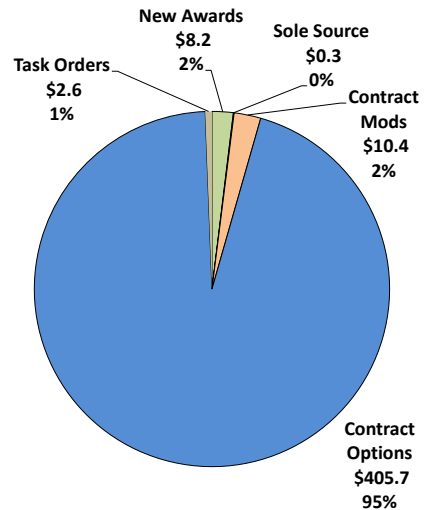


### SOLICITATION ACTIONS

#### YTD SOLICITATION ACTIONS THRU JULY (84 TOTAL ACTIONS)



#### YTD SOLICITATION AMOUNTS THRU JULY (\$427.2M TOTAL)



**Note:** 'Contract Mod' includes any written alteration in the specifications, delivery point, frequency of delivery, period of performance, price, quantity, or other provisions of the contract.